

## ■ Model: **GLT1600L-7VMQ**

Powered by QUANCHAI



### ■ Generator Specification

Service	PRP(1)	ESP(2)
Genset power (KW)	7.0	8.0
Voltage	220V, 230V, 240V	
Frequency	50/60Hz	
Engine speed	1500/1800R.P.M	
Power factor	1.0	
Phase	Single	

Performance Data	
Model	GLT1600L-7VMQ
Engine brand	QUANCHAI
Engine model	QC380D
Speed control type	Mechanical
Alternator brand	GENLITEC
Alternator model	S164G8
Control system	SMARTGEN HGM1790N
Starter motor voltage	12V
Max. height of mast	7 metres
Mast lifting/lowering system	Vertical, Manual Lifting
Total power of lamps	4x400 watts <b>LED</b>
Fuel consumption (100% load)	2.0L/H
Fuel tank capacity	100L



GENLITEC Power lighting towers & generator sets are compliant with ISO 9001 and CE standard, which include the following directives:

- 2006/42/EC Machinery safety.
- 2006/95/EC Low voltage
- EN 60204-1: 2006+A1: 2009, EN ISO 12100: 2010, EN ISO 13849-1:2008, EN 12601: 2010

#### (1) PRP (Prime Power)

According to ISO 8528-1, prime power is the maximum power available during a variable power sequence, which may be run for an unlimited number of hours per year, between stated maintenance intervals. The permissible average power output during at 24 hours period shall not exceed 80% of the prime power. 10% overload available for governing purposes only.

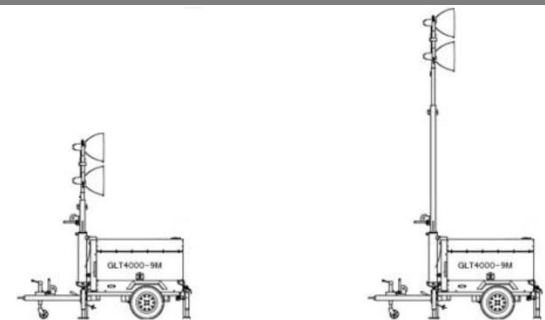
#### (2) ESP (Standby Power)

According to ISO 8528-1. It is defined as the maximum power available, under the agreed operating conditions, for which the generating set is capable of delivering for up to 500 hours of operation per year (of which no more than 300 hours for continuative use) with the maintenance intervals and procedures being carried out as prescribed by the manufactures. No overload capability is available.

#### Standard Reference Conditions

Note: Standard reference condition 25°C (77°F) air inlet temp. 100m (328ft) A.S.L 30% relative humidity. Fuel consumption date with diesel fuel with specific gravity of 0.85 and conforming to BS 2869: 1998 Class A2

#### Dimension & Weight



Dimension	Storage	Working
Length (L)	2710mm	3050mm
Width (W)	1410mm	2500mm
Height (H)	2760mm	7000mm
Net Weight	810kg	

**Note:** This parameters allows for some acceptable deviations.

#### Container Loading Capacity

6 SETS / 20GP

12 SETS / 40GP



## ■ Engine Specification



### MODEL: QUANCHAI QC380D

Cylinder number	3
Aspiration system	Natural
Cooling method	Water cooled
Combustion system	Direct injection
Bore x Stroke (mm)	80x90
Compression ratio	18:1
Rated speed (RPM)	1500
Displacement (L)	1.357
Rated power (KW)	10.0 (1500RPM) 11.0 (1800RPM)
Fuel consumption (g/kw.h)	≤255
Firing order	1-3-2
Starting method	Electric
Starter motor capacity	DC 12V – 1.0A

## ■ Alternator Specification



### MODEL: GENLITEC S164G8

Number of phase	Single
Rated power (KW)	8
Frequency (Hz)	50/60
Power factor (Cos Phi)	1
Temp. rise	125K
Insulation type	H class
Ambient temp.	40°C
IP rating	IP23
Excitation system	Self-excited
Bearing	Single bearing
Coating	Vacuum impregnation
Voltage regulator	A.V.R
Coupling	Flexible disc

## ■ Operation Mast Specification

Max. height of mast	7m
Elevation system	Vertical, Mechanical
Raising/Lowering mast method	Manual winch
Mast stages	6
Turning angle	358° manually
Mast material	Galvanization Steel tube
Self-lock Winch	1 x 1800lbs

## ■ Lamps Specification

Total power of lamps	4 x 400 watts
Lamps type	LED
Light capacity	4 x 60,000 lumen
Design lifetime	50000 hours
Working temperature	-25°C ~ 50°C
Light coverage	5 ~ 7 acres
Protection grade	IP65

## ■ Chassis Specification

Tow Hitch type	"O" ring or Ball tow hitch
Brake type	Mechanical hand brake
Trailer structure	Single axle
Tyre size	13 inch
Leveling jack type	5 x Manual

## ■ Controller Panel Specification

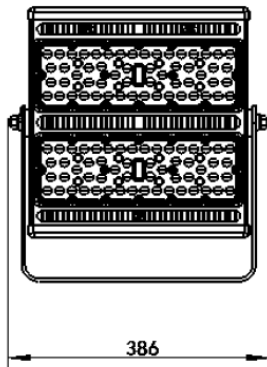
Control module	SMARTGEN HGM1790N
Main & Lamps Breaker	DELIXI
Emergency stop	Equipped
Starting method	Electric (Key start/Button))
Output Socket	2 x 16A single phase

## LED Lights Detailed Technical Data

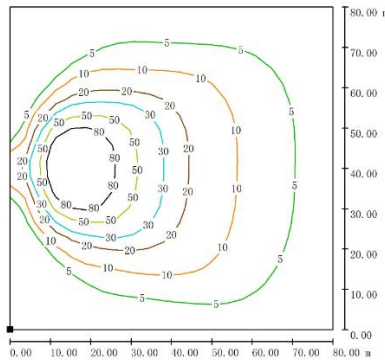
Image



Dimension



Standard distribution curve flux (90°)



Description	LED Spotlight
Model number	SMD-400W
Light power	400W LED
Installation method	"U" type holder
Working temperature	-40°C ~ 50°C
Rated voltage	AC 100-277V
Rated frequency	50/60Hz
Power factor	≥0.95
Design lifetime	50000 hours
Protection grade	IP65
Certificates	3C, UL, CE
Light cover material	Aluminum
Radiate unit	Aluminum radiator
Lighting angle	25° , 40° , 60° , 90° , 110°
Luminous efficacy	150Lm/W
Luminous flux	60000Lm@5000K
Color temperature	5700±300K
Color rendering index	RA≥70@5000K
Light source	Single unit LED

### Standard Supply Scope

- Industrial exhaust silencer
- Maintenance free battery
- Water cooling radiator
- A.V.R
- Weather proof canopy
- Flexible pipes
- Battery wires
- Wiring diagram
- Build-in based fuel tank
- Top caution light
- Float Battery charger
- Manual books
- Tool kits
- Emergency stop button
- Ball/Ring hitch with safe chain
- Base frame
- Digital control panel
- Main circuit breaker
- Power output socket x 2

### Optional Supply Scope

Engine	Alternator	Control Panel	Lamps
<input type="checkbox"/> KUBOTA D1105 engine	<input type="checkbox"/> STAMFORD alternator	<input type="checkbox"/> Smartgen ALC controller	<input type="checkbox"/> 4x1500W lamps
<input type="checkbox"/> PERKINS 403D-11G engine	<input type="checkbox"/> MECC ALTE alternator	<input type="checkbox"/> Sunrise & sunset start/stop	<input type="checkbox"/> Spotlights
<input type="checkbox"/> YANMAR 3TNV76 engine		<input type="checkbox"/> Remote start/stop	<input type="checkbox"/> 4x350W LED Spotlights
<input type="checkbox"/> Battery isolator		<input type="checkbox"/> Deepsea DSEL401 MKII	<input type="checkbox"/> 4x1000W MH Lamps
		<input type="checkbox"/> ComAp Inteli-Nano	
		<input type="checkbox"/> ABB breakers	
		<input type="checkbox"/> Power output socket x 2	

## Control Panel

### Configuration

- Emergency stop button
- Protection MCB + Lamps & Socket circuit breaker
- Digital control module
- Power output socket x 1 (Single Phase)
- Weather proof controller box
- Alarm buzzer



### Key Features

- Large back-lit icon LCD display
- Single / Three phase generator monitoring
- AC phase voltage display
- Generator frequency display
- Engine speed RPM display
- Battery voltage Vdc display
- Generator running hours display
- Engine coolant temperature display
- Engine oil pressure display
- Pre-alarm & shutdown alarm function
- Low oil pressure shutdown alarm
- Engine high temperature shutdown alarm
- Engine over speed shutdown alarm
- Generator over/under voltage shutdown alarm
- Generator over load shutdown alarm
- Start/Stop failure shutdown alarm
- IP65 rating offers increased resistance to water ingress

### Control Module: SMARTGEN HGM1790N

Digital input	5
Relay output	5
Communication interface	PC
AMF	M/A
AC System	1P2W / 2P3W / 3P3W / 3P4W
Phase voltage input	0-300Vac
Frequency range	3Hz – 70Hz
Standby current	TBA
Accuracy	1%
Control relay outputs	3A/30Vdc
DC supply	DC 8-35V
Operating temp.	-20 ~ +70°C

## Controller Module Options

SMARTGEN	COMAP	DEESEA
ALC404	Inteli Nano	DSEL401 MKII

GENLITEC POWER TECHNOLOGY CO., LTD.  
 GENLITEC (FUZHOU) POWER EQUIPMET CO., LTD.  
 marketing@genlitech.com | www.genlitechpower.com

All information in the document is substantially correct at the time of printing  
 But may be subsequently altered by the company.